



Influence of Post-Harvest Technology Treatments on Polycyclic Aromatic Hydrocarbons Formation in Cocoa Beans and Derived Products

Didier-Axel Sess-Tchotch, N'guessan Kouame, Tagro Simplicie, Kone Koumba Maï, Noël Durand, Angelique Fontana-Tachon, Joël Grabulos, Renaud Boulanger, Didier Montet

► To cite this version:

Didier-Axel Sess-Tchotch, N'guessan Kouame, Tagro Simplicie, Kone Koumba Maï, Noël Durand, et al.. Influence of Post-Harvest Technology Treatments on Polycyclic Aromatic Hydrocarbons Formation in Cocoa Beans and Derived Products. Asian Journal of Food Research and Nutrition, 2022, 1 (2). hal-03780877

HAL Id: hal-03780877

<https://hal.science/hal-03780877>

Submitted on 20 Sep 2022

HAL is a multi-disciplinary open access archive for the deposit and dissemination of scientific research documents, whether they are published or not. The documents may come from teaching and research institutions in France or abroad, or from public or private research centers.

L'archive ouverte pluridisciplinaire **HAL**, est destinée au dépôt et à la diffusion de documents scientifiques de niveau recherche, publiés ou non, émanant des établissements d'enseignement et de recherche français ou étrangers, des laboratoires publics ou privés.



Influence of Post-Harvest Technology Treatments on Polycyclic Aromatic Hydrocarbons Formation in Cocoa Beans and Derived Products

**Sess-Tchotch Didier-Axel^{a*}, Kouame N'Guessan^a, Guehi Tagro Simplicie^b,
Kone Koumba Maï^b, Noël Durand^{c,d}, Fontana-Tachon Angelique^{c,d},
Grabulos Joël^{c,d}, Boulanger Renaud^{c,d} and Montet Didier^{c,d}**

^a *Laboratory of Human Movement, Development and Wellness Sciences, National Institute of Youth and Sports (INJS), Abidjan, Côte d'Ivoire.*

^b *Department of Food Science and Technology, University of Nangui Abrogoua, Abidjan 02, Côte d'Ivoire.*

^c *UMR Qualisud / CIRAD, TA-B 16/95, 73 Rue JF Breton, Montpellier Cedex 5, France.*

^d *Qualisud, University Montpellier, CIRAD, Montpellier Sup Agro, Université d'Avignon, Université de La Réunion, Montpellier, France.*

Authors' contributions

This work was carried out in collaboration among all authors. Author STDA designed the study, wrote the protocol, fitted the data and wrote the first draft of the manuscript. Author KNG checked the first draft of the manuscript and achieved the submitted manuscript. Authors GTS, FTA, GJ, BR, ND and KKM performed the statistical analysis, managed the literature and assisted the experiments implementation. Authors GTS and ND expertized the results interpretations. All authors read and approved the final manuscript.

Article Information

Open Peer Review History:

This journal follows the Advanced Open Peer Review policy. Identity of the Reviewers, Editor(s) and additional Reviewers, peer review comments, different versions of the manuscript, comments of the editors, etc are available here: <https://www.sdiarticle5.com/review-history/91507>

Original Research Article

Received 05 July 2022
Accepted 10 September 2022
Published 14 September 2022

ABSTRACT

Aims: This study aimed to determine influence of post-harvest treatments on PAH's formation in raw cocoa.

Study Design: A total of 370 samples were analyzed during 2014 and 2015 cocoa harvesting.

Methodology: A method based on a solid-liquid and liquid-liquid extraction followed by an HPLC-Fluorescence assay was optimized and validated for PAHs analysis in cocoa.

Results: Whatever the post-harvest treatment, cocoa PAH's contents were under 6.19 ± 0.30

*Corresponding author: E-mail: didieraxel@outlook.fr;

$\mu\text{g.kg}^{-1}$. Then, after traditional warehouse storage of raw cocoa, PAHs contents ranged from 35.11 ± 3.30 to $39.53 \pm 0.75 \mu\text{g.kg}^{-1}$ above EU standards. Artisanal smoked dried cocoa recorded the highest PAH contents comprising between 35.06 ± 0.42 and $172.22 \pm 14.79 \mu\text{g.kg}^{-1}$. Also, monitoring of PAH concentrations during make process of cocoa into derived products has shown that shelling reduces the initial contamination of cocoa beans by more than 90%.

Conclusion: The use of artificial drying methods and storage conditions in the presence of smoke-induced and increasing PAHs to a critical level. Particularly, drying techniques using smoke caused considerable accumulation of PAHs in raw cocoa.

Keywords: *Cocoa beans and derived products; post-harvest treatment; PAHs; Côte d'Ivoire; HPLC; validated method.*

1. INTRODUCTION

Polycyclic aromatic hydrocarbons (PAH) constitute a large class of chemical compounds of high toxicity and are widespread in the environment [1]. They are formed during the pyrolysis and pyrosynthesis of organic matter during domestic, industrial, or geothermal processes [2,3]. These compounds are very lipophilic and can induce mutations within DNA [3,5]. The experimental data available in animals have shown that certain PAHs are carcinogenic, teratogenic, and genotoxic [6,7]. Due to their mode of formation, human exposure to these compounds seems inevitable and the main route of exposure is food [1,7,3]. PAHs affect various foodstuffs, mainly smoked meat products [8,7], plant products such as cereals, and oilseeds [7,9] such as cocoa beans [10]. Due to their high-fat content of around 60 %, cocoa beans are very prone to PAH contamination [11,10]. Indeed, the formation of PAH in cocoa beans would be linked to artificial cocoa drying techniques using wood fires [12,13], to drying supports such as bitumen areas [14,15] and the storage of merchant cocoa near the smoke from wood fires. Cocoa beans are processed into three main derived products including cocoa liquor, cocoa powder, and cocoa butter. This latter is an essential ingredient in the chocolate industry due to its specific rheological, functional, and chemical characteristics [16,17,18]. The quality of this fat can be altered by levels of PAHs outside international specifications [10]. The impossibility of refining cocoa butter like other vegetable oils [19,20] would pose an acute public health problem concerning the high levels of PAHs that could occur in chocolate. In order to protect consumer's health of foodstuffs likely to be incriminated, in particular chocolate, maximum levels of PAHs allowed in cocoa have been set [21,19]. These regulations invite all cocoa exporting countries to adopt measures to reduce

the PAHs content of their cocoa production. Côte d'Ivoire as the world's leading producer of cocoa beans is directly impacted by these European measures. To preserve Ivorian cocoa from contamination with PAHs on the one hand and on the other hand, to avoid enormous financial losses to the country and to small cocoa producers while guaranteeing the health of chocolate consumers, it is urgent and necessary to investigate the factors of formation of PAHs in this product. This study aims to analyze the causes and conditions of the formation of PAHs in cocoa beans during post-harvest processing to reduce their critical content in chocolate and other derived products.

2. MATERIALS AND METHODS

2.1 Materials

2.1.1 Vegetal material

Beans extracted from healthy and/or damaged cocoa pods used consisted of cocoa beans of all comers and harvested during the major cocoa harvesting seasons (November 2014 and 2015) in a peasant plantation were used. This plantation, with an area of 5 hectares, is located 142 km from Abidjan in the Department of Akoupé located in the southeast of Côte d'Ivoire between 6.38° North latitude and 3.87° West longitude more precisely at GPS coordinates N $06^\circ 30.806'$ and W $003^\circ 57.001'$ (Fig. 1A-B). This geographic area is characterized by a large and small rainy season in the periods of May to June and September to December, respectively [22]. Healthy pods are visibly intact, with integrity, and without bruising. Damaged pods were either partially attacked by rodents, affected by rot and/or fungal agents on the cocoa plant, accidentally damaged during harvesting, or deliberately injured in depth by machete cutting after harvest.



Fig. 1A-B. The geographical location of the farmer's plantation for agricultural experimentation in the department of Akoupé (South-East of Côte d'Ivoire). A) Situation in Côte d'Ivoire, B) Situation in the department of Akoupé

2.2 Methods

2.2.1 Preparation of cocoa samples

2.2.1.1 Pod opening

The preparation of the first series of cocoa bean samples required 2400 pods, of which 1200 were healthy and 1200 damaged. Each category of pods was divided into two parts of 600 pods each. The pods of one of the parts were opened without delay while those of the other parts were opened with a delay of 7 days of post-harvest storage (Fig. 2). Preparation of the second set of samples required 3500 pods opened without delay (Fig. 3). In all cases, pods opening was carried out manually using clubs and machetes. The extracted cocoa beans were carefully removed from the placenta or rachis, before being put into fermentation.

2.2.1.2 Fermentation

Cocoa beans from the first set of samples (2014) were subdivided into three equal parts of approximately 50 kg each. The beans from each share were fermented for 6 days without stirring using three fermentation techniques: wooden crate fermentation (CB), plastic crate fermentation (CP), and heap fermentation in banana leaves (FB) [23,22,24]. Beans from the second series (2015) were fermented in heaps in banana leaves for 6 days without stirring. At the end of fermentation, the processed cocoa beans were divided into 4 batches of 56 kg each.

2.2.1.3 Drying

Each batch of fermented beans from the first set of samples was subdivided into 4 fractions of the

same weight of approximately 12.5 kg each. The cocoa beans were then sun-dried for 6 days on 4 different areas including a cemented area (A), a bitumen area (B), a bamboo rack woven (C), and a plastic tarpaulin (D). During the drying process, the cocoa beans were mixed every 2 hours. Those dried on the bamboo rack woven were the control. Cocoa beans from the second set of samples were dried using 4 combined drying modalities sometimes practiced in cocoa basins in Côte d'Ivoire [29,13]. These modalities were declined in several drying technics, including wood fire drying (8 h/day for 2 days), solar drying on a plastic tarpaulin (8 h/day for 5 days), solar drying on a plastic tarpaulin (8 h/day for 2 days) followed by drying over a wood fire (8 h/day for 2 days) and solar drying on a plastic tarpaulin (8 h/day for 2 days) followed by artificial drying by a peanut roasting mill (1 h 30 min). For this series of samples, the cocoa beans sun-dried on a plastic sheet constituted the control.

2.2.1.4 Storage

Five (5) samples of 250 g each were formed from each batch of cocoa beans from the first set of samples (2014). One batch of two samples of cocoa beans was stored for four (4) weeks in a kitchen where food is cooked over a wood fire and the second batch of two samples in a non-smoking store usually used as a storage place for merchantable cocoa at the producers. The last sample of cocoa beans that was not stored either in the kitchen or in the store was immediately packed and served as a control. For the second set of samples (2015), five samples of cocoa beans of 250 g were formed from cocoa beans dried on a plastic tarpaulin. Two batches of two samples were stored respectively in the

kitchen and stored in the cocoa producer. The remaining sample was the control at time T₀. In all sample sets, the fermented and dried cocoa beans were packed in jute bags before being stored for four weeks. One sample of cocoa beans was taken from each batch every two weeks during storage and then wrapped in aluminum foil. In addition, two samples were taken from the beans of each drying technique and wrapped in aluminum foil. Finally, about twenty samples of beans of an unknown technical itinerary of preparation except for their origin in the warehouses of cocoa in the port of Abidjan were taken for the implementation of the validated method of analysis.

2.2.2 Complete experimental design of cocoa bean sampling

In summary, sample preparation was carried out during the 2014 and 2015 cocoa harvest

campaigns according to two experimental designs schematized in the diagrams described in Fig. 2 and 3. To determine the impact of each post-harvest technological treatment on the formation of PAHs in cocoa, the content of major PAHs in fermented and dried cocoa beans from each post-harvest technical route before and after storage was determined.

2.2.3 Manufacturing process of products derived from cocoa beans

The manufacturing process is described in Fig. 4. Approximately 232 g of cocoa beans were roasted for 25 minutes at 125 °C in a ventilated oven. The water loss rate of the cocoa beans was calculated by weighing before and after roasting the beans. The roasted beans were coarsely ground using an ice crusher to facilitate shelling. The shells were removed by ventilation in a catador. The coarsely crushed cocoa

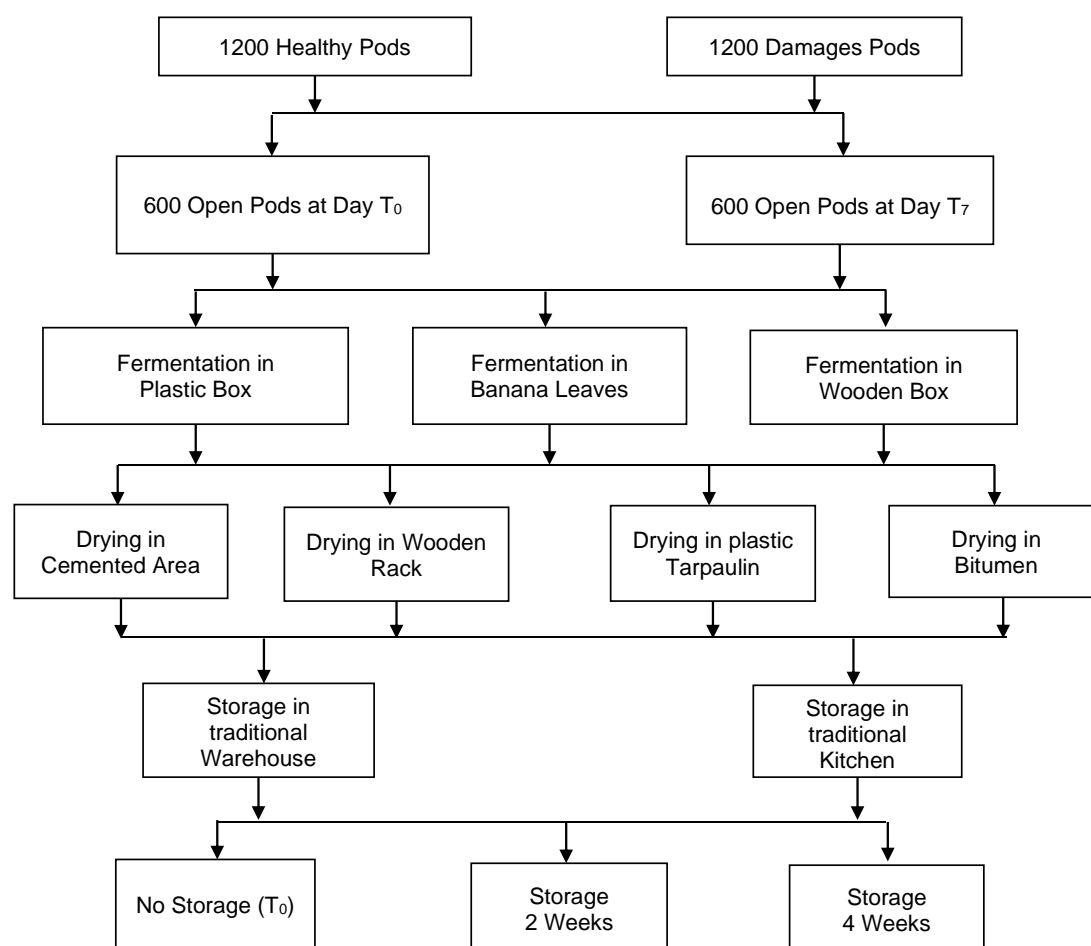


Fig. 2. Diagram of preparation of the first cocoa beans samples series

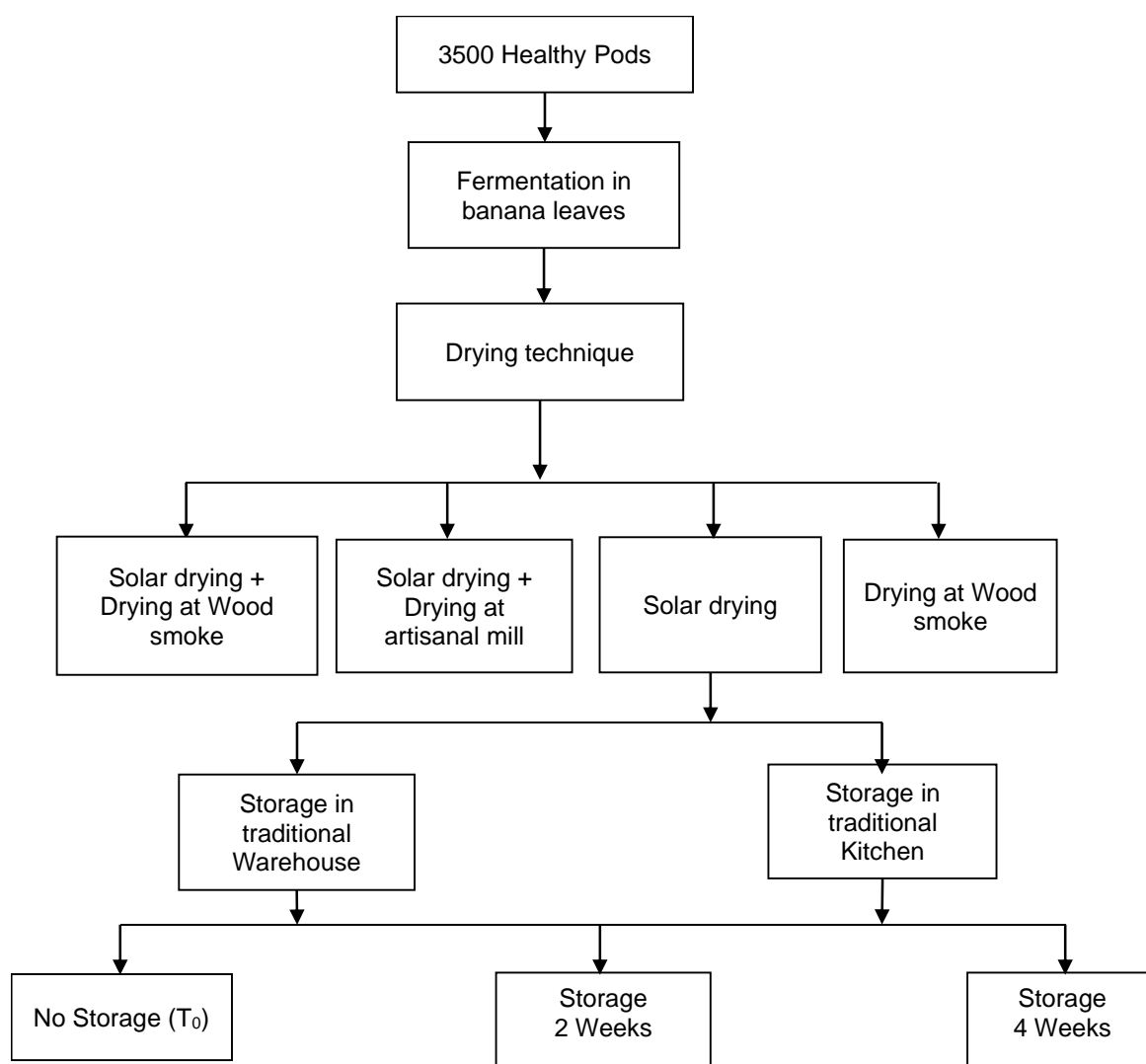


Fig. 3. Diagram of preparation of the second cocoa beans samples series

kernels, also called grits, were weighed before being ground. The grits were fed in small quantities into a heated porcelain mixer. Grinding 175-200 g of grits for 20-30 minutes resulted in the cocoa mass. White powdered sugar was added to 50% of the cocoa mass. The grinding process was continued until a smooth and homogeneous paste called cocoa liquor was obtained, which was then subjected to refining. Refining consists of slowly turning over the cocoa liquor between the back roller and the intermediate roller of the refiner. The refined cocoa liquor was weighed and then stored in a refrigerated bank before the conching step. The conching temperature was programmed to 70°C at least 2 hours before the conching began. Once the conching temperature was

reached the machine was started at its minimum speed (≈ 33 rpm). The sweetened and refined cocoa liquor was gradually added to the conche. After the system stabilized, the conche was operated at its maximum speed (≈ 93 rpm). Then lecithin (0.01% of the cocoa liquor mass) was added to the refined cocoa liquor and cocoa butter mixture. The mixture was again subjected to conching for one hour. The cocoa liquor containing all the ingredients was collected, weighed, and placed in a refrigerated bank (+4 °C) before tempering was initiated in a tempering machine to 42°C. The tempering process resulted in dark chocolate. The final product was then molded into bars of 70 g each and stored in refrigerate bank.

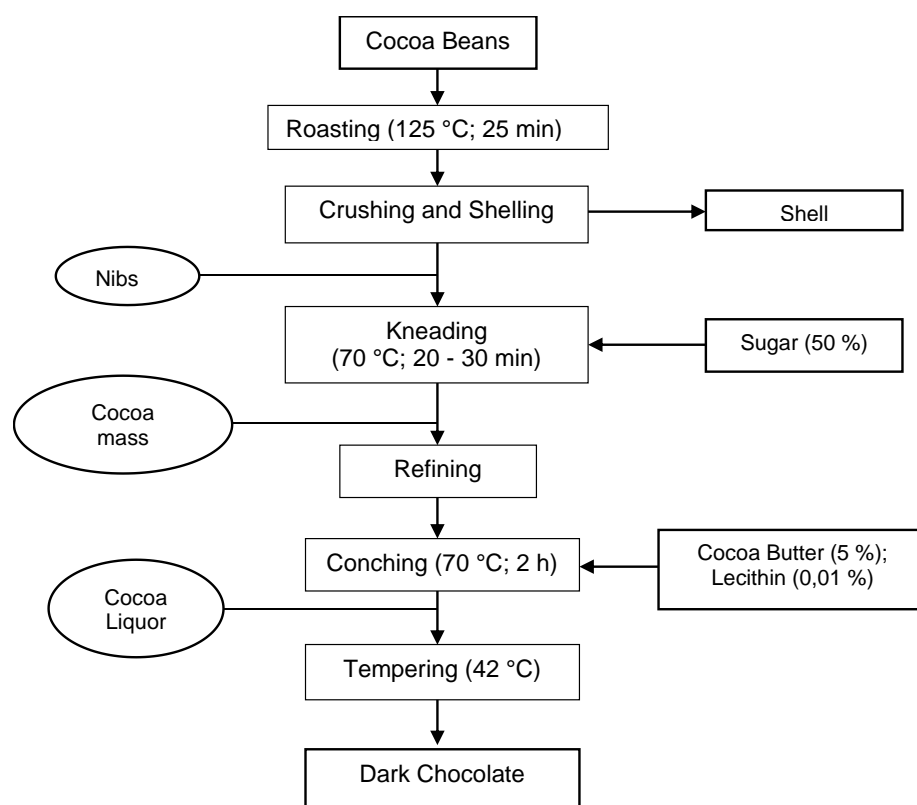


Fig. 4. The manufacturing process of cocoa bean products

2.3 Determination of PAHs Contents in Cocoa and Derived Products Samples

2.3.1 Determination of moisture content

The moisture content of the cocoa samples was determined according to the gravimetric method [26], using a ventilated Chopin oven thermostatted at 103°C. The moisture content of each cocoa bean sample was calculated according to the following equation:

$$\text{Moisture content (\%)} = \frac{m_1 - m_2}{m_1 - m_0} \times 100$$

Where:

- m0 (g): mass of the empty dish and its lid;
- m1 (g): sum of masses of the dish, its lid, and the cocoa powder sample before drying;
- m2 (g): sum of masses of the dish, its lid, and the cocoa powder sample after drying.

2.3.2 Determination of the fat content

Fat extraction was performed at 110°C for 1 hour from 3 g of cocoa powder using a SOXTEC Avanti 2050 semi-automatic programmable

extractor [27,28]. The fat content of each sample was determined according to the following equation:

$$\text{FAT(\%)} = \frac{(M_p - M_v)}{M_e} \times 100$$

Where:

- FAT (%): Fat content expressed on a dry matter basis;
- Mp (g): total mass of cup containing extracted fat;
- Mv (g): mass of the empty cup;
- Me (g): mass of cocoa powder test sample.

2.3.3 Method of determination of PAHs

The determination of PAHs in cocoa beans was performed according to the method validated by [29]. This method followed the performance criteria of the European Union regulations [19,30] and the French standard [31]. The linearity of the method was determined in a five (5) point calibration range of concentrations between 2 and 32 ng.ml⁻¹. The PAHs limits of detection and quantification, the coefficients of variation for repeatability tests and intermediate precision;

and finally, the recovery rates during an accuracy test were determined.

2.3.3.1 Method of PAHs extraction

The validated method in-house used a reference cocoa butter that contained PAHs (benzo(a)anthracene (BaA); chrysene (Chr), benzo(a)pyrene (BaP), benzo(b)fluoranthene (BbF)) at known concentrations. (1) 1 g of this reference material is weighed in a tube to centrifuge out of glass, to which 6 ml of ethanolic potash (KOH) at 1 M and a bar magnet there were added. (2) The unit is put to saponify in a hot bath at 80°C for 1 hour under agitation with 450 rpm. (3) The tube is then withdrawn from the hot bath and 6 ml of cyclohexane is added there. (4) The unit is put back to saponify in a hot bath at 80 °C for 5 min under agitation with 450 rpm. (5) At the end of saponification, the tube is withdrawn from the bath and 4 ml of ultrapure water is added there. (6) The whole is vortexed for 1 min to 1500 rpm and to centrifuged for 5 min at 3000 rpm. (7) The higher phase is recovered with a Pasteur pipet and transferred to another tube out of glass. (8) 3 ml of cyclohexane are added to the remaining phase to repeat processes (6) and (7). (9) The operation (8) is repeated twice to the times of continuation and the recovered supernatants are evaporated dry under nitrogen flow. (10) The dry extract is taken again in 1 ml of acetonitrile (ACN), vortexed at maximum speed, and filtered with a filter-syringe PTFE to 0.22 µm in an amber HPLC tube of 2 ml.

2.3.3.2 Method of PAHs quantification

PAHs are proportioned by using HPLC chain DIONEX of type ULTIMATE 3000 coupled to a fluorescent detector RF 2000. The wavelengths are programmed as follows: 0-29 min, 270 / 385 nm; 29-34 min, 270 / 420 nm; 34-60 min, 381 / 405 nm. A curve of calibration at 5 points of concentration (2 ng.ml⁻¹, 4 ng.ml⁻¹, 8 ng.ml⁻¹, 16 ng.ml⁻¹, 32 ng.ml⁻¹) carried out starting from a standard solution of PAHs mix made it possible to establish an adequate correlation between the surfaces of the peaks and concentrations found after analysis of the extracts of samples. The determination of PAH content in each sample was carried out in triplicate and the average concentrations were calculated.

2.4 Statistical Analysis

The mean concentrations of the parameters (moisture, lipids, BaA, Chr, BbF, and BaP) were

calculated with their standard deviation. Statistical processing was done with Microsoft EXCEL 2013 and IBM SPSS Statistics 23.0 and the significance level was 0.05. Comparisons between the different parameters were made with SPSS 23.0.

3. RESULTS AND DISCUSSION

3.1 Results

3.1.1 Influence of different technical itineraries of pods preparation to fermentation on PAHs contamination levels

For this part, the bitumen area was the drying surface chosen to discriminate cocoa samples because it was likely to generate a high level of PAH contamination of the cocoa beans. The levels of major PAHs (Σ4PAHs) in cocoa beans from various post-harvest primary preparation technical itineraries were tested and the integration of the sanitary state of pods, shelling time, fermentation techniques, and solar drying on bitumen were determined. The levels of major PAHs in cocoa beans studied were relatively close to 5 µg.kg⁻¹ (Fig.5). The results obtained showed that Σ4PAHs content in all cocoa beans analyzed ranged from 4.21±0.30 to 6.19±0.16 µg.kg⁻¹ regardless of the technical itinerary applied. The average value of Σ4PAHs contents was 5.27±0.73 µg.kg⁻¹. Beans from damaged pods and then fermented in plastic crates with no shelling delay (CPab0) had the highest content of Σ4PAHs at around 6.19±0.16 µg.kg⁻¹. However, the lowest Σ4PAHs contents of 4.21±0.30 µg.kg⁻¹ were measured in beans from damaged pods and then fermented in banana leaves with no shelling delay (FBab0).

3.1.2 Influence of drying techniques

Fig. 6 shows the sum of 4 PAHs (Σ4PAHs) contents in cocoa beans dried by different techniques. The results obtained show that the butter extracted from sun-dried cocoa beans was characterized by Σ4PAHs contents of 5.92±1.20 µg.kg⁻¹. When the cocoa beans were dried by solar technique followed by roasting in a peanut oven, the Σ4PAHs content of the resulting butter was 36.80±4.74 µg.kg⁻¹. However, Σ4PAHs contents in cocoa butter were 114.92±21.99 µg.kg⁻¹ when the cocoa beans were dried first in the sun and then by the use of a wood fire. Finally, when the cocoa beans were dried by wood fire alone, the major PAH content of the derived butter was around 148.86±25.17 µg.kg⁻¹.

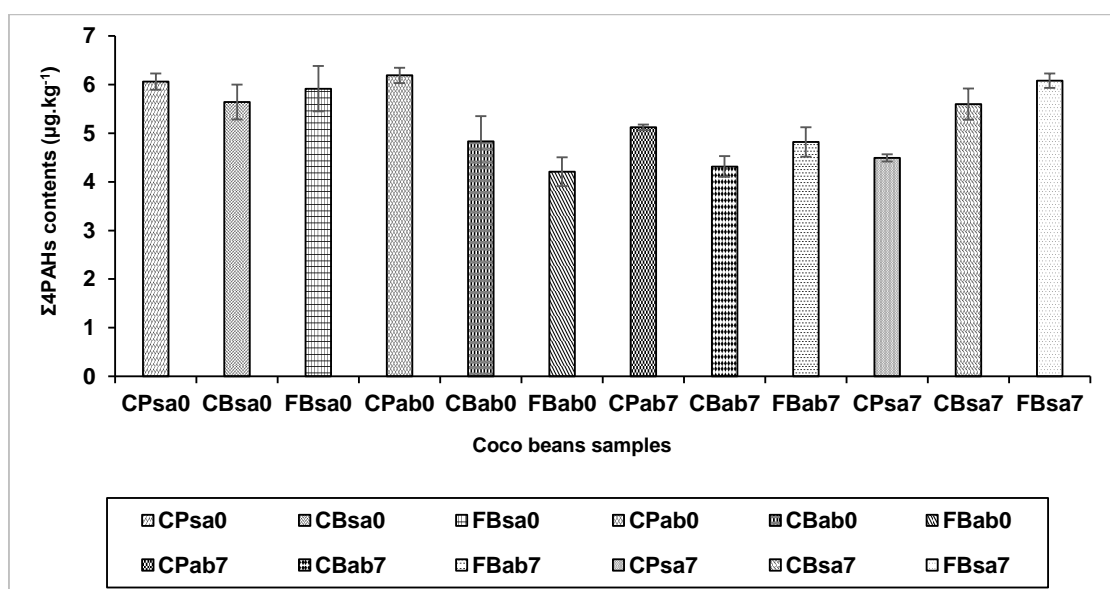


Fig. 5. Sum of 4 PAHs (Chr, BaA, BbF, BaP), (Σ4PAHs) contents of cocoa beans from various post-harvest technical itineraries and dried on bitumen area. With "CP" = Fermentation in Plastic Boxes, "CB" = Fermentation in Wooden Boxes, "FB" = Fermentation in Banana Leaves, "sa" = Healthy pods, "ab" = Damaged pods), "0" = 0 days of pod opening time, "7" = 7 days of pod opening time

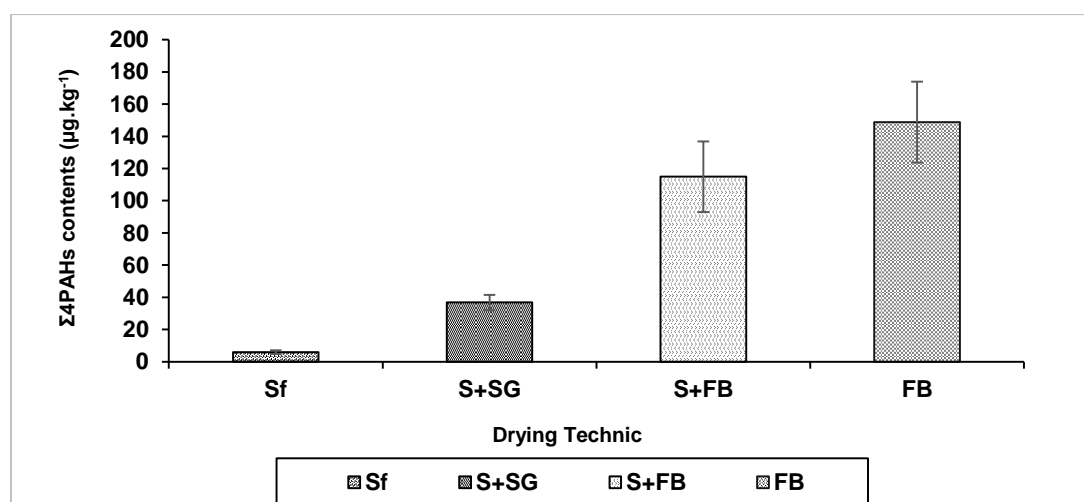


Fig. 6. Evolution of Sum of 4 PAHs (Chr, BaA, BbF, BaP) (Σ4PAHs) contents in cocoa beans dried by different techniques. FB: Wood-fired drying; S+FB: Solar drying followed by wood-fired drying; S+SG: Solar drying followed by peanut roasting oven drying, Sf: Solar drying of fermented cocoa beans.

3.1.3 Influence of storage conditions

Fig. 7 shows the evolution of major PAHs content (Σ4PAHs) in sun-dried cocoa beans according to different supports: racks, plastic tarpaulin, cemented area, and bitumen. The results obtained show that the PAH content of butter from cocoa beans drying on a rack was $5.64 \pm 0.01 \mu\text{g.kg}^{-1}$ before storage. After two

weeks of storage, the Σ4PAHs content of butter from cocoa beans stored in a farmer's kitchen increased from 5.64 ± 0.01 to $20.48 \pm 1.76 \mu\text{g.kg}^{-1}$ while butter extracted from beans stored in a warehouse had a Σ4PAHs content of $6.26 \pm 0.56 \mu\text{g.kg}^{-1}$. After four weeks of storage, the levels of Σ4PAHs in the butter produced from the beans stored in a warehouse stagnated at around $5.98 \pm 0.30 \mu\text{g.kg}^{-1}$ while that of the butter

extracted from the cocoa beans stored in the farmer's kitchen increased by nearly 44.86 %, namely a $\Sigma 4\text{PAHs}$ content of $37.14 \pm 2.79 \mu\text{g.kg}^{-1}$. At the same time, butter from cocoa beans dried on plastic tarpaulin had $\Sigma 4\text{PAHs}$ contents of $5.12 \pm 0.27 \mu\text{g.kg}^{-1}$ immediately after drying. After two weeks of storage, this content reached $27.19 \pm 1.85 \mu\text{g.kg}^{-1}$ for the butter from the beans stored in the kitchen while that of the butter extracted from the beans stored in the store remained constant at around $5.83 \pm 1.21 \mu\text{g.kg}^{-1}$ for cocoa beans stored in the store. After four weeks of storage, the $\Sigma 4\text{PAHs}$ content in the butter obtained from the beans stored in the store did not change ($5.57 \pm 0.61 \mu\text{g.kg}^{-1}$) while that of the butter derived from cocoa beans stored in the farmer's kitchen increased to $35.11 \pm 1.30 \mu\text{g.kg}^{-1}$, an increase of 20.28 %. For cocoa beans dried in cemented area, their initial $\Sigma 4\text{PAHs}$ content was $6.14 \pm 0.30 \mu\text{g.kg}^{-1}$. In two weeks of storage in a warehouse, it changed very little ($5.62 \pm 0.16 \mu\text{g.kg}^{-1}$) while that of the butter extracted from beans stored in the kitchen increased by 78.80% reaching $28.97 \pm 0.71 \mu\text{g.kg}^{-1}$. After four weeks of storage, the $\Sigma 4\text{PAHs}$ content in the butter extracted from the beans stored in the store increased little to a value of $7.16 \pm 0.45 \mu\text{g.kg}^{-1}$. However, the $\Sigma 4\text{PAHs}$ content of butter from cocoa beans stored in a kitchen increased to $39.53 \pm 0.75 \mu\text{g.kg}^{-1}$. Finally, the $\Sigma 4\text{PAHs}$ content of the butter from the bitumen-dried cocoa beans before storage was $5.27 \pm 0.73 \mu\text{g.kg}^{-1}$ at the end of drying. After two weeks of storage, it reached 6.27 ± 0.78 and $21.81 \pm 3.22 \mu\text{g.kg}^{-1}$ for beans stored in the store and kitchen

respectively. At the end of four weeks of storage, the levels of $\Sigma 4\text{PAHs}$ in the butter extracted from the beans kept in the store were $8.03 \pm 1.58 \mu\text{g.kg}^{-1}$ while that of the beans stored in the kitchen reached a value of $35.70 \pm 0.21 \mu\text{g.kg}^{-1}$ namely an increase of 38.91%.

3.1.4 Evolution of the PAH content of cocoa during the transformation into derived products

Fig. 8 summarizes the contents of major PAHs ($\Sigma 4\text{PAHs}$) in cocoa butter, determined at the different stages of the manufacturing process of chocolate derived from cocoa beans treated in this study. The results obtained show that the content of $\Sigma 4\text{PAHs}$ in the butter extracted from market cocoa beans before roasting was $97.10 \pm 1.48 \mu\text{g.kg}^{-1}$. When the cocoa beans were roasted, the content of major PAHs drops sharply to $67.01 \pm 3.99 \mu\text{g.kg}^{-1}$. However, after shelling the cocoa beans, the results show that the $\Sigma 4\text{PAHs}$ content in fat extracted from the bean shells was $91.40 \pm 8.96 \mu\text{g.kg}^{-1}$ while that of the butter obtained from the nibs was only $5.76 \pm 0.27 \mu\text{g.kg}^{-1}$. After grinding the cocoa nibs, the $\Sigma 4\text{PAHs}$ content of the butter extracted from the resulting cocoa mass was $6.74 \pm 0.26 \mu\text{g.kg}^{-1}$. The transformation of the cocoa mass into cocoa liquor and then into a chocolate induced $\Sigma 4\text{PAHs}$ contents of 7.79 ± 0.26 , $8.05 \pm 0.05 \mu\text{g.kg}^{-1}$ respectively. In total, there was a 91.71% reduction in PAHs during the processing of cocoa beans into chocolate.

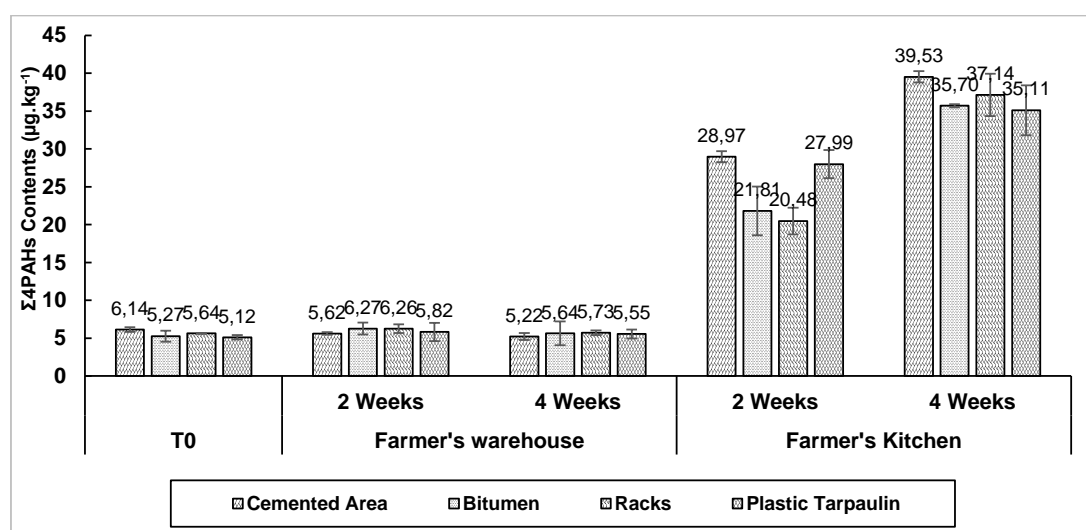


Fig. 7. Evolution of Sum of 4 PAHs (Chr, BaA, BbF, BaP), ($\Sigma 4\text{PAHs}$) contents in butter extracted from cocoa beans dried on Cemented area, Bitumen, Racks, and Plastic sheeting during storage in a farming environment

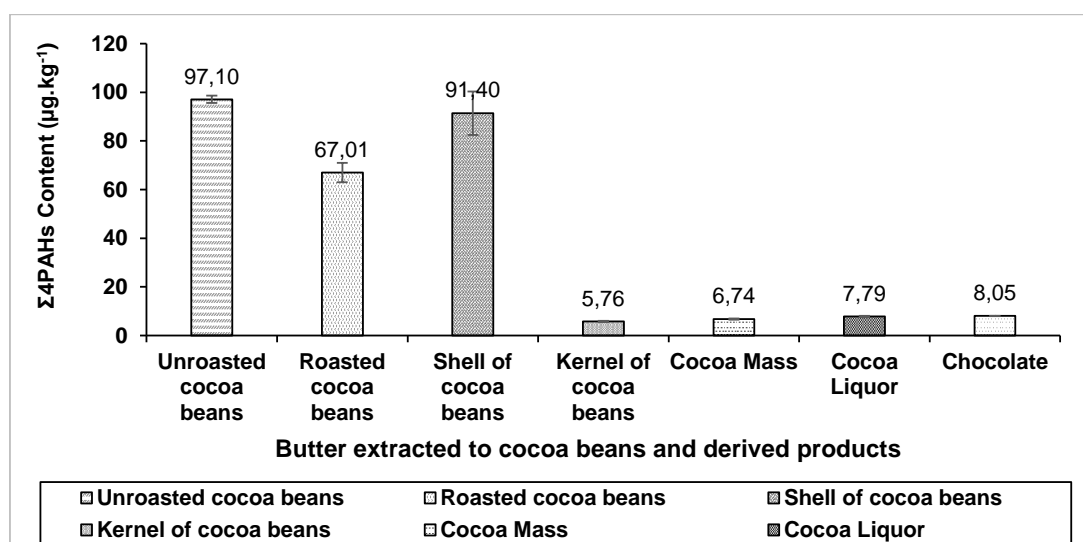


Fig. 8. Distribution of major PAHs in by-products during the processing of cocoa beans into by-products

3.2 Discussion

A validated method for the detection and quantification of 4 PAH namely benzo(a)anthracene (BaA), chrysene (Chr), benzo(b)fluoranthene (BbF) and benzo(a)pyrene (BaP) in cocoa butter [29] were used of this study. This method in accordance with the standards of Commission Regulation (EU) No. 836/2011 for efficient and reliability measurement of sum of 4 PAH (Σ4PAHs) contents. The results of determination of the contents of major PAH of the butter extracted from cocoa beans obtained whatever the drying support (Fig. 2) used showed very negligible values lower than 7 µg.kg⁻¹. Specifically, bitumen, which was supposed to induce an important migration of PAHs towards the cocoa beans, also presented contents of major PAHs approximately 5 times below the maximum limits fixed by the European criteria (Fig. 5). Contrary to several similar studies where significant levels of PAHs were found in foodstuffs dried on bitumen [32,33]. This is because the bitumen surface used in our study was an old pavement with very little practice. Hydrocarbon particles that may come from this bitumen and/or exhaust from regular road traffic were not available to contaminate cocoa beans [7]. Although at very low concentrations, the presence of PAHs in cocoa beans seems to come from environmental sources during drying. Indeed, the soils of the plantations, the drying areas, and/or the plant material used in this study, could be contaminated by PAHs from the burning carried out during the clearing and by

various mobile sources [2]. Also, PAHs could come from the environment itself polluted by dust and various fumes [33,2,34]. In the samples of cocoa beans dried on bitumen, the lowest content of PAHs was recorded at FBab0. This low presence of PAHs could be related to the biological nature of the fermentation medium (banana leaves) which would favor the growth of microorganisms capable of metabolizing PAHs [35,36]. On the other hand, the presence of PAHs at levels around 6.19±0.16 µg.kg⁻¹ can be explained by the development of microorganisms degrading these contaminants during the fermentation of cocoa beans, which would probably be limited by the nature (polyethylene) of the plastic crates. Whatever the technical itinerary of primary preparation applied, the post-harvest technological treatments preceding drying have no real impact on the formation of PAHs. However, the use of plastic materials for the fermentation of cocoa beans should be avoided because it would limit the growth of microorganisms that metabolize PAHs, in addition to having the disadvantage of producing poorly fermented cocoa [23] and promoting the secretion of ochratoxin A [37]. Considering the diversity of cocoa drying techniques implemented, it was wise to study the impact of each technique on the formation of PAHs in cocoa beans (Fig. 6). The butter derived from cocoa beans dried by sun recorded the lowest content of PAHs while that from cocoa beans treated only by wood fire is the most contaminated in PAHs with content 4-5 times higher than the European specification and

nearly 30 times higher than the content of PAHs in the butter produced from cocoa beans dried by the solar mode. This explosion of the content of major PAHs is due to the migration of PAHs from the smoke resulting from a resinous wood fire to the cocoa beans. Indeed, as several studies had previously described, the incomplete combustion of organic matter including wood generates the formation of various types of PAHs [38,39,40]. Also, this abundance of PAHs could be explained by the fact that they appear to form via a carbonization process, where the initial matrix undergoes chemical transformation and rearrangement to a more condensed polycyclic aromatic structure [41]. In addition, to determine the influence of storage conditions at the producer level on PAH contamination of the beans, two warehouses were selected (Fig. 7). In total, the content of major PAHs in the butter extracted from cocoa beans stored in a warehouse far from all sources of smoke remained almost constant, whereas the content of butter extracted from cocoa beans stored in a farmer's kitchen only increased regardless of the post-harvest technical itinerary used. These results in Fig. 7 clearly show that when cocoa beans are stored under smoky conditions, the PAH content of the resulting butter increases during storage. This increase is related to the contamination of cocoa beans by PAHs from the smoke produced by the wood fire lit during the preparation of family meals [13,25,14]. Butter extracted from cocoa beans is highly contaminated with PAHs both if the cocoa beans were dried over a wood fire and if they were stored in smoked locations or in proximity to wood fire smoke. These observations allow us to conclude that the post-harvest technical itinerary involving at any stage a source of PAHs induces the contamination of cocoa beans with high concentrations of major PAHs. Therefore, the only way to preserve merchantable cocoa beans from alarming contamination of PAHs is to avoid artificial drying with smoke and storage in places near a smoke source. Finally, the only exposure of cocoa beans to smoke does not seem to be the only factor of contamination in PAHs. Indeed, this could be promoted by its fat richness as demonstrated in most fatty foodstuffs [42,43,44,45,11]. This observation was confirmed when studying the distribution of PAHs from cocoa beans in by-products during the processing of cocoa into chocolate (Fig. 8). The results of this study found that roasting cocoa beans reduce the content of PAHs. This decrease in PAH content could be explained by the oxidation of PAHs at low temperatures

(125°C) in the presence of air-steam in the ventilated oven used for roasting [46]. Furthermore, in the post-roasting phase, the results indicate a discriminating distribution of major PAHs in the contaminated cocoa beans with a higher concentration in the shells compared to the kernels. This observation can be explained by the fact that the shell and the thin envelope covering the cocoa beans constitute a double barrier against PAHs migration [47,14,48]. Indeed, PAHs in contact with cocoa beans would be deposited in a first step on the shells where their migration towards the fat begins. Once this first barrier is crossed, the presence of the thin envelope around the cotyledons of the cocoa bean will also limit the passage of PAHs from the shells to the fat inside the cotyledons. After hulling the roasted beans and removing the shells, the butter extracted from the successive cocoa by-products such as cocoa mass and liquor as well as the resulting chocolate has almost the same lower PAH contents (about 4-5 times below the critical limits) as those of the butter from the shells of the beans. Thus, more than 90% of the PAHs in the fermented and dried cocoa beans are eliminated during the process of transformation of cocoa into chocolate. This observation makes it possible to conclude that the contamination of the beans in PAHs presents a very limited sanitary problem despite the high toxicity of the PAHs. Indeed, the sanitary risk that can cause the cocoa products except the fibers produced from the shells is very considerably reduced at the end of the industrial transformation of cocoa. Unless cocoa processing is poorly controlled, the derived products do not present any danger to consumers in terms of PAHs.

4. CONCLUSION

The results of this study showed that the post-harvest technical itinerary from pods opening to cocoa beans drying is not a determining factor in increasing critic PAH level as long as the drying is natural. However, solar drying on a bitumen area can cause PAH migration in cocoa beans. On the other hand, artificial drying involving the fire of wood appears as one of the major causes of the presence of PAHs in cocoa beans. This role of the smoke generally rich in PAHs was confirmed by a high increase of the PAHs content of butter extracted from cocoa beans stored near a smoke source. Although low, the roasting (at 125 °C in a ventilated oven) of cocoa beans seems to reduce the PAH content of the butter. However, the contamination of cocoa

beans by PAHs does not constitute a real health problem for consumers of derived products such as butter, mass, cocoa liquor, and chocolate, when the shelling stage is well done. Indeed, more than 90% of PAHs contaminating cocoa beans are concentrated in the shells. Their non-incorporation in cocoa products is a health guarantee for consumers. Considering the multiple uses of shells and their increasing consumption in the form of derived fibers, it is imperative to control the presence of PAHs in cocoa beans

ACKNOWLEDGEMENTS

This work was supported by Team 2 (Control of contaminants in the food chain) of the UMR Qualisud of CIRAD, Montpellier, France, by the Research Group on post-harvest technologies and cocoa quality of the Training and Research Unit of Food Science and Technology (UFR-STA) of the University Nangui ABROGOUA, Abidjan, Côte d'Ivoire and Laboratory of Human Movement, Development and Wellness Sciences, National Institute of Youth and Sports (INJS), Abidjan, Côte d'Ivoire.

COMPETING INTERESTS

Authors have declared that no competing interests exist.

REFERENCES

- Purcaro G, Moret S, Conte LS. Overview on polycyclic aromatic hydrocarbons: occurrence, legislation and innovative determination in foods. *Talanta*. 2013; 105:292-305. DOI: 10.1016/j.talanta.2012.10.041, PMID 23598022.
- Garnier R, Polycycliques HA (HAPs). Diplôme Inter-Universitaire (DIU) de toxicologie médicale. 2009-2010. 2010;44.
- Tarantini A. Modulation de la génotoxicité des hydrocarbures aromatiques polycycliques (HAPs) en mélanges [thèse] de docteur en biologie, Ecole Doctorale Ingénierie pour la santé, la cognition et l'Environnement. 2010;174.
- Kang F, Chen D, Gao Y, Zhang Y. Distribution of polycyclic aromatic hydrocarbons in subcellular root tissues of ryegrass (*Lolium multiflorum* Lam.). *BMC Plant Biol*. 2010;10:210. DOI: 10.1186/1471-2229-10-210, PMID 20860818.
- Ghosal D, Ghosh S, Dutta TK, Ahn Y. Current state of knowledge in microbial degradation of polycyclic aromatic hydrocarbons (PAHs): a review. *Front Microbiol*. 2016;7:1369. DOI: 10.3389/fmicb.2016.01369, PMID 27630626.
- Zachara A, Gałkowska D, Juszczak L. Method validation and determination of polycyclic aromatic hydrocarbons in vegetable oils by HPLC-FLD. *Food Anal Methods*. 2017;10(4):1078-86. DOI: 10.1007/s12161-016-0673-5
- Bansal V, Kim KH. Review of PAH contamination in food products and their health hazards. *Environ Int*. 2015;84:26-38. DOI: 10.1016/j.envint.2015.06.016, PMID 26203892.
- Ake-Assi Y, Biego GHM, Sess AD, Koffi KM, Kouame P, Bonfoh B, et al. Validation of a method for the quantification of polycyclic aromatic hydrocarbons in fish. *Eur J Sci Res*. 2012;74(1):69-78.
- Al-Rashdan A, Helaleh MI, Nisar A, Ibtisam A, Al-Ballam Z. Determination of the levels of polycyclic aromatic hydrocarbons in toasted bread using gas chromatography mass spectrometry. *Int J Anal Chem*. 2010;2010. DOI: 10.1155/2010/821216, PMID 20862370.
- Ziegenhals K, Speer K, Jira W. Polycyclic aromatic hydrocarbons (PAH) in chocolate on the German market. *J Verbr Lebensmittelsicherh*. 2009;4(2):128-35. DOI: 10.1007/s00003-009-0478-1.
- Raters M, Matissek R. Quantitation of polycyclic aromatic hydrocarbons (PAH4) in cocoa and chocolate samples by an HPLC-FD method. *J Agric Food Chem*. 2014;62(44):10666-71. DOI: 10.1021/jf5028729, PMID 25307999.
- Zahouli GIB, Guehi TS, Fae MA, Ban-Koffi L, Nemlin JG. Effect of drying methods on the chemical quality traits of cocoa raw material. *Adv J Food Sci Technol*. 2010;2(4):184-90.
- Misnawi. Effect of cocoa bean drying methods on polycyclic aromatic hydrocarbons contamination in cocoa butter. *Int Food Res J*. 2012;19(4):1589-94.

14. Owusu-Boateng G, Owusu SK. Methods of cocoa harvesting to drying of bean in Ghana and polycyclic aromatic hydrocarbon concentration in the nib and shell of the cocoa bean. *Academia. J Agric Res.* 2015;3(9):176-83.
15. Nogbou ALI, Akmel DC, Brou K, Assidjo EN. Étude du séchage microonde par intermittence sur la qualité physicochimique des fèves de cacao, *Revue Ivoirienne des. Sci Technol.* 2015; 26:18-35.
16. Guehi TS, Dingkuhn M, Cros E, Fourny G, Ratomahenina R, Moulin G, et al. Identification and lipase-producing abilities of moulds isolated from Ivorian raw cocoa beans. *Res J Agric Biol Sci.* 2007;3(6):838-43.
17. Beckett ST, Fowler MS, Ziegler GR. *Beckett's industrial chocolate manufacture and use.* 5th ed. Oxford: Wiley-Blackwell. 2017;801.
18. Koné MK, Guéhi ST, Durand N, Ban-Koffi L, Berthiot L, Tachon AF, et al. Contribution of predominant yeast to the occurrence of aroma compounds during cocoa beans fermentation. *Food Res Int.* 2016;89:910-7. DOI: 10.1016/j.foodres.2016.04.010
19. European Union (EU). Commission regulation (EC). Off J Eur Union. 2011a;835/2011 of 19 August 2011 amending Regulation (EC) No 1881/2006 as regards maximum levels for polycyclic aromatic hydrocarbons in foodstuffs:L215, 4p.
20. Bratinova S, Karasek L, Buttinger G, Wenzl T. Report on the 17th inter-laboratory comparison organized by the European Union Reference Laboratory for Polycyclic Aromatic Hydrocarbons (EURL PAHs). Joint Research Center (JCR) Technical Report, European Commission, EUR 27573; 2015 Available:https://doi.org/10.2787/071922
21. European Commission (EC). Commission regulation (EC) no 1881/2006 of 19 December 2006 setting maximum levels for certain contaminants in foodstuffs. Off J Eur Union. 2006:L364, 5-24.
22. Kédjébo KBD. Effet des traitements technologiques post-récolte sur la contamination du cacao (*Theobroma cacao* L.) par les moisissures mycotoxinogènes et l'ochratoxine A [thèse de doctorat]. Abidjan: Université Nangui ABROGOUA. 2016;195.
23. Guehi TS, Dabonne S, Ban-Koffi L, Kedjebo DK, Zahouli GIB. Effect of turning beans and fermentation method on the acidity and physical quality of raw cocoa beans. *Adv J Food Sci Technol.* 2010b;2(3):163-71.
24. Koné KM. Influence des traitements technologiques post-récolte sur la formation des composées d'arômes du cacao (*Theobroma cacao* L.) Dynamisme et diversité des microorganismes impliqués [thèse de doctorat]. Abidjan: Université Nangui ABROGOUA. 2017;199.
25. Lowor ST, Jacquet M, Vrielink T, Aculey P, Cros E, Takrama J. Postharvest sources of polycyclic aromatic hydrocarbon contamination of Cocoa beans: A simulation. *Int J Agric Sci.* 2012; 2(11):1043-52.
26. International Organisation for Standardisation (ISO). Cocoa beans—determination of moisture content (routine method) ISO 2291:1980:. International Organization for Standardization; 1980-12-01.
27. Rosalía GGG, Molina FJJ, Aguilar P, Salazar W, Durand N, Bastide P, et al. Determination of chemical compounds associated with sensory characteristics of wet processed coffee. *Revista de la Facultad de Agronomia Universidad del Zulia.* 2014;1:712-8.
28. Servent A, Boulanger R, Davrieux F, Pinot MN, Tardan E, Forestier-Chiron N et al. Assessment of cocoa (*Theobroma cacao* L.) butter content and composition throughout fermentations. *Food Res Int.* 2018;107:675-82. DOI: 10.1016/j.foodres.2018.02.070, PMID 29580534.
29. Sess-Tchotch D-A, Kedjebo KBD, Faulet BM, Fontana-Tachon A, Alter P, Durand N, et al. Analytical method validation and rapid determination of polycyclic aromatic hydrocarbons (PAHs) in cocoa butter using HPLC-FLD. *Food Anal Methods.* 2018; 11(11):3138-46. DOI: 10.1007/s12161-018-1282-2
30. European Union (UE). Commission regulation (EU) 836/2011 of 19 August 2011 amending Regulation (EC) No 333/2007 laying down the methods of sampling and analysis for the official control of the levels of lead, cadmium,

- mercury, inorganic tin, 3-MCPD and benzo(a)pyrene in foodstuffs Text with EEA relevance. Official Journal of the European Union, L215, 9-16.
31. NF V03-110. Analyse des produits agricoles et alimentaires: procédure de validation intra-laboratoire d'une méthode alternative par rapport à une méthode de référence. Paris edition AFNOR. 1998; 40.
32. Aikpokpodion PE, Oduwale OO, Ademola SM. Evaluation of polycyclic aromatic hydrocarbons (PAHs) in Cocoa Beans obtained from Selected Cocoa Producing States in Nigeria. J Sci Res Rep. 2013;2(2):612-25. DOI: 10.9734/JSRR/2013/5428
33. European Food Safety Authority (EFSA). Scientific opinion of the panel on contaminants in the food chain on a request from the European Commission on polycyclic aromatic hydrocarbons in food. EFSA J. 2008;724:1-14.
34. CAOBISCO/ECA/FCC (Association Française du Chocolat, Biscuit et Confiserie/ European Cocoa Association/ Federation of Cocoa Commerce). Cocoa beans: chocolate and cocoa industry quality requirements. 2015;104.
35. Bhattacharya S, Angayarkanni J, Das A, Palaniswamy M. Mycoremediation of benzo[a]pyrene by *Pleurotus ostreatus* isolated from Wayanad district in Kerala, India. IOSR JPBS. 2012;2(2):84-93.
36. Wu M, Chen L, Tian Y, Ding Y, Dick WA. Degradation of polycyclic aromatic hydrocarbons by microbial consortia enriched from three soils using two different culture media. Environ Pollut. 2013;178:152-8. DOI: 10.1016/j.envpol.2013.03.004, PMID 23570783.
37. Kedjebo KBD, Guehi TS, Kouakou B, Durand N, Aguilar P, Fontana A, et al. Effect of post-harvest treatments on the occurrence of ochratoxin A in raw cocoa beans. Food Addit Contam A. 2015;33(1):157-66. DOI: 10.1080/19440049.2015.1112038
38. de Lima RF, Dionello RG, Peralba Mdo C, Barrionuevo S, Radunz LL, Reichert Júnior FWR. PAHs in corn grains submitted to drying with firewood. Food Chem. 2017; 215:165-70. DOI: 10.1016/j.foodchem.2016.07.164, PMID 27542463.
39. Rivier M, kebe F, Goli T. Fumage de poisons en Afrique de l'ouest pour les marchés locaux et d'exportation. Rapport de l'Agence Universitaire de la Francophonie. 2009;19.
40. Onyemaechi EC, Ndudi OJ, Okaliwe EF. Assessment of polycyclic aromatic hydrocarbons (pahs) in hardwood, palmwood and softwood-smoked fish. Int J Ecotoxicol Ecobiology. 2018;2:4,178.
41. Houessou JK. Polycyclic aromatic hydrocarbons in coffee: development of analytical methods and study of the roasting process [thèse de doctorat]. AgroParisTech. 2007;272.
42. Dost K, Ideli C. Determination of polycyclic aromatic hydrocarbons in edible oils and barbecued food by HPLC/UV-Vis detection. Food Chem. 2012;133(1):193-9. DOI: 10.1016/j.foodchem.2012.01.001
43. Xu FL, Wu WJ, Wang JJ, Qin N, Wang Y, He QS, et al. Residual levels and health risk of polycyclic aromatic hydrocarbons in freshwater fishes from Lake Small Bai-Yang-Dian, Northern China. Ecol Modell. 2011;222(2):275-86. DOI: 10.1016/j.ecolmodel.2010.10.001
44. Ramalhosa MJ, Paíga P, Morais S, Ramos S, Delerue-Matos C, Oliveira MBAP. Polycyclic aromatic hydrocarbon levels in three pelagic fish species from Atlantic Ocean: Inter-specific and inter-season comparisons and assessment of potential public health risks. Food Chem Toxicol. 2012b;50(2):162-7. DOI: 10.1016/j.fct.2011.10.059, PMID 22079181.
45. Janoszka B. HPLC-fluorescence analysis of polycyclic aromatic hydrocarbons (PAHs) in pork meat and its gravy fried without additives and in the presence of onion and garlic. Food Chem. 2011;126(3):1344-53. DOI: 10.1016/j.foodchem.2010.11.097.
46. Bordenave A. Traitement in situ des HAPs par co-infection air-vapeur: Mécanismes physico-chimiques et optimisation énergétique [thèse de doctorat en science et technologie]. France: Université Michel de Montaigne – Bordeaux III. 2015;262.
47. CAOBISCO (Association Française du Chocolat, Biscuit et Confiserie). Guide to Good Hygiene Practices (Revision ed.). Vol. 48. Brussels, Belgium: CAOBISCO. Clapperton JF. A review of research to identify the origins of cocoa flavour

- characteristics. Cocoa Growers' Bulletin. 1994;7-16.
48. Rozentāle I, Stumpe-Vīksna I, Začs D, Siksna I, Melngaile A, Bartkevičs V. Assessment of dietary exposure to polycyclic aromatic hydrocarbons from smoked meat products produced in Latvia. Food Control. 2015; 54:16-22.
DOI: 10.1016/j.foodcont.2015.01.017

© 2022 Didier-Axel et al.; This is an Open Access article distributed under the terms of the Creative Commons Attribution License (<http://creativecommons.org/licenses/by/4.0>), which permits unrestricted use, distribution, and reproduction in any medium, provided the original work is properly cited.

Peer-review history:

The peer review history for this paper can be accessed here:
<https://www.sdiarticle5.com/review-history/91507>